



Gulf Power Project Portal guide

To receive service for your construction project, visit the Gulf Power project portal to register project and submit your request.

Follow these steps to get started:

1. Visit Partner.GulfPower.com

2. Click Log In button to register for a new project portal account

a. This is separate from your regular Gulf Power customer account

Register for a New Project Portal Account
Provide your project portal account information or register for new account.

Email Address/User ID

Password

Password must be 8-25 characters long and contain at least one letter and one number. No special characters can be used. Password is case sensitive.

Confirm Password

First Name

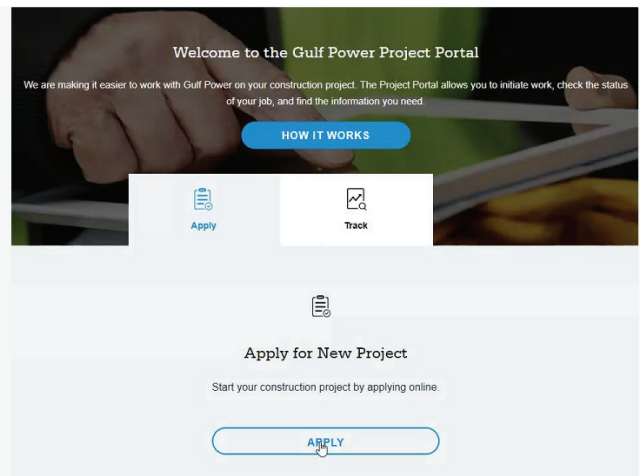
Last Name

Phone Number

Company Name

License#

3. Apply for project



4. Review and confirm your contact details

Contact Information

Please confirm your contact details. You can [update your profile](#) if changes are needed.

CONTACT INFORMATION

John Smith
(850) 555-5555
Johnsmith@email.com

CONTINUE

CANCEL

5. Complete project information screen

Project Type>select new service

Sub-project type> select residential, single-family

Choose type of permanent service> overhead or underground

Select service date preference (this is not a guarantee for in-service date, timing and amount of work required to complete request will be evaluated and scheduled by Gulf Power)

Project Information

Please provide some information related to your project.

Project Name

Project Type ▼

Sub Project Type ▼

Service Required Date ?

Additional Project Information ?

Enter details related to your project (up to 150 characters).

Project Information

Please provide some information related to your project.

Project Name

Project Type ▼

New Service

Existing Service

Sub Project Type ▼

Service Required Date

Additional Project Information ?

Enter details related to your project (up to 150 characters).

Project Information

Please provide some information related to your project.

Project Name

Project Type ▼

New Service

Sub Project Type ▼

Commercial

Residential

Temporary

Other

Project Name

Project Type ▼

New Service

Sub Project Type ▼

Residential

Types of Residential Projects ?

Single Family Multi Family

Subdivision Mobile Homes

Other Amenities (Ex: Clubhouse)

Type of Permanent Service ▼

Overhead

Underground

Sub Project Type ▼

Residential

Types of Residential Projects ?

Single Family Multi Family

Subdivision Mobile Homes

Other Amenities (Ex: Clubhouse)

Type of Permanent Service ▼

Overhead

Service Required Date

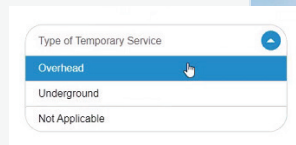
MARCH 2021

S	M	T	W	T	F	S
28	1	2	3	4	5	6
7	8	9	10	11	12	13

6. Complete Technical project requirement screen

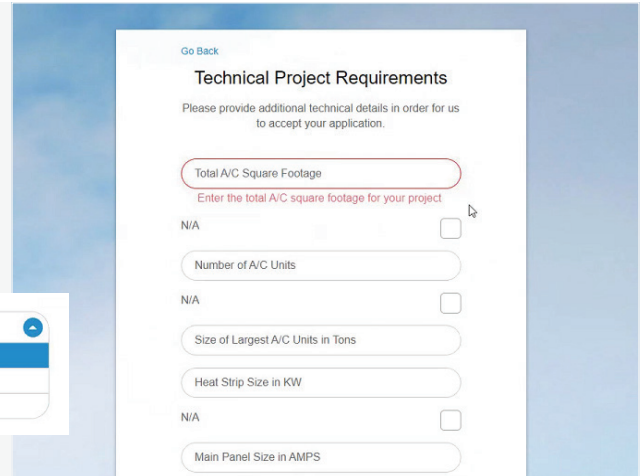
Choose type of temporary service if needed

Service request date this is not a guarantee for in-service date, timing and amount of work required to complete request will be evaluated and scheduled by Gulf Power)



Type of Temporary Service

- Overhead
- Underground
- Not Applicable



Go Back

Technical Project Requirements

Please provide additional technical details in order for us to accept your application.

Total A/C Square Footage
Enter the total A/C square footage for your project.

N/A

Number of A/C Units

N/A

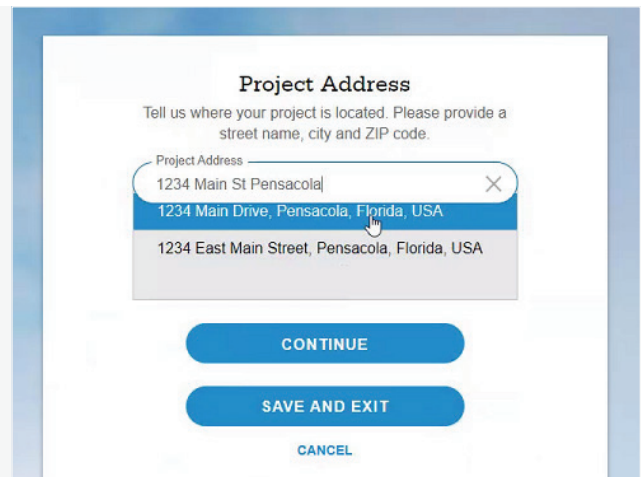
Size of Largest A/C Units in Tons

Heat Strip Size in KW

N/A

Main Panel Size in AMPS

7. Enter project address



Project Address

Tell us where your project is located. Please provide a street name, city and ZIP code.

Project Address

1234 Main St Pensacola

1234 Main Drive, Pensacola, Florida, USA

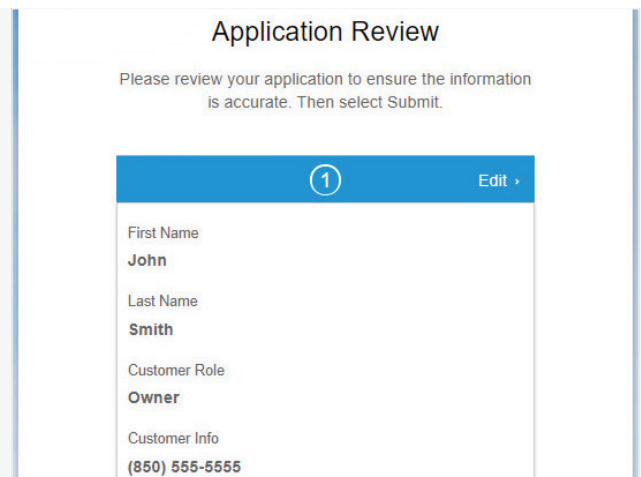
1234 East Main Street, Pensacola, Florida, USA

CONTINUE

SAVE AND EXIT

CANCEL

8. Confirm project address & account information



Application Review

Please review your application to ensure the information is accurate. Then select Submit.

1 Edit

First Name
John

Last Name
Smith

Customer Role
Owner

Customer Info
(850) 555-5555

9. Review application information entered and click to submit

1817 MEDLIN CT Details >

Project # 10171760
Residential
1817 MEDLIN CT NAVARRE, FL 32566

Project Lifecycle

Initiation **Development** Completion

Activities

- Gulf Power Project Manager Assigned
Completed On Jan 5, 2021 ✓
- Project Started ✓

Members

- Ryan Warner
Gulf Power Project Manager
- NEW CONSTRUCTION SPONSOR
Owner / Applicant

10. Visit the Project Portal dashboard to view your project and project status.

Please contact Gulf Power customer service to apply for billing account for this project by calling 800-225-5797.

Established account holders can submit a move in request by submitting this [online form](#).

Start Date: Jan 5, 2021 | Completion Date: TBD

Pre-Construction

Estimated WR Duration: 1 Month(s)

Phases

- Plan & Design
- Pre-Construction
- Final Electrical Inspection from Municipal Authority
Due by Jan 3, 2021 Pending
- Job Site is Ready for Gulf Power Work
Completed On Jan 5, 2021 ✓
- Pre-Construction Complete
Due by Jan 4, 2021 Pending
- Construction

Members

A Gulf Power Project Manager will be assigned to this project soon.

- NEW CONSTRUCTION SPONSOR
Owner / Applicant

11. Gulf Power will assign a representative to your project and his or her name and contact information will appear in the project portal dashboard.

For existing projects, contact your assigned Gulf Power customer advisor. Projects not submitted through the Project Portal will not appear in the dashboard. If you don't see a project number in the dashboard, a Gulf Power representative will contact you within three business days. If you have questions or need more information, call 800-225-5797.